

## Features

- Brass construction
- Optimized sprayface and large nozzles for improved water coverage
- Flexible, silicone nozzles assure long life and easy clean
- Patented self-levelling, non-drip technology
- Durable KOHLER finishes resist corrosion and tarnishing
- Katalyst air-induction technology for powerful and even coverage

## Codes/Standards Applicable

Specified model meets or exceeds the following:

- GB/T 23447-2009

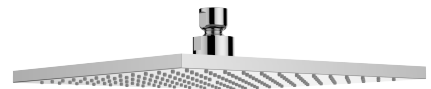
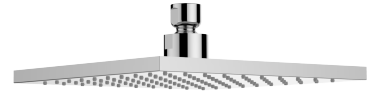
## Installation Notes

Install this product according to the installation guide.

## CONTEMPORARY SQUARE RAINHEAD WITH KATALYST® AIR-INDUCTION SPRAY

# K-18360-CL

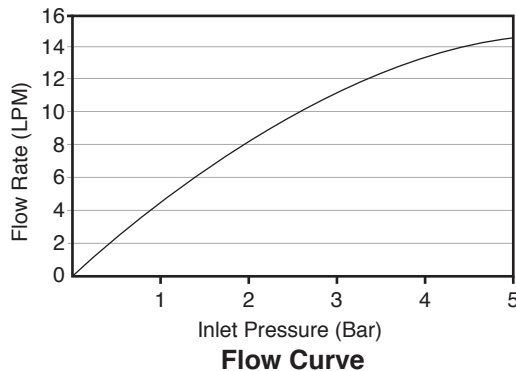
## ALSO K-18361T-CL



## Specified Model

Model	Description	Color/Finished							
K-18360T-CL	Contemporary Square 8" Rainhead	<input type="checkbox"/> Polished Chrome (CP)	<input type="checkbox"/> French Gold (AF)	<input type="checkbox"/> Brushed Nickel (BN)	<input type="checkbox"/> Polished Nickel (SN)	<input type="checkbox"/> Brushed Gold (BGD)	<input type="checkbox"/> Polished Gold (PGD)	<input type="checkbox"/> Brushed Bronze(BV)	<input type="checkbox"/> Rose Gold (RGD)
K-18361T-CL	Contemporary Square 10" Rainhead	<input type="checkbox"/> Polished Chrome (CP)	<input type="checkbox"/> French Gold (AF)	<input type="checkbox"/> Brushed Nickel (BN)	<input type="checkbox"/> Polished Nickel (SN)	<input type="checkbox"/> Brushed Gold (BGD)	<input type="checkbox"/> Polished Gold (PGD)	<input type="checkbox"/> Brushed Bronze(BV)	<input type="checkbox"/> Rose Gold (RGD)

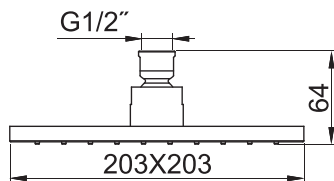
For a full range of color finishes in your market please contact your local Kohler representative.



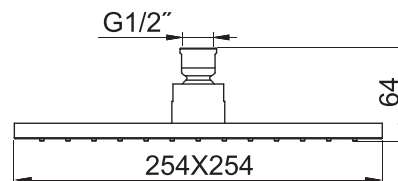
- Note: 1. Flow rates are approximate. (1 gallon = 3.785liters, 1 bar = 14.5psi)  
 2. Flow curves above show the flow rate with the flow regulator installed.  
 3. For optimum performance a min of 14lpm system flow capacity is recommended.

Dimensions are approximate.

Unit: mm



K-18360T-CL



K-18361T-CL

## Product Diagram